

Intelligent Machine.
Effortless Production.
Superior Results.



Wet Dental Mill
DWX-42W

by  **Roland**



From in-clinic to dedicated high-production labs, the DWX-42W is engineered to fit your milling needs.

Elevated Performance



6-station Automatic Tool Changer (ATC)

for uninterrupted production





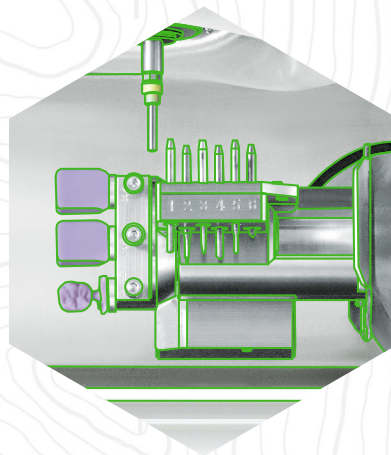
Brand new burs offer **GREATER STABILITY & FINE MILLING QUALITY**



Newly designed **NOZZLES & COOLANT TANK** for greater flow and capacity



50% FASTER than the previous generation DGSHAPE wet mill



A Mill That Fits Your Needs

High Production Lab

- Expand production by adding a standalone wet-milling option designed for glass ceramic and composite resin materials
- Get the same open architecture flexibility and high-quality performance as DGSHAPE dry mills, in a wet-milling configuration
- On-demand production of high-esthetic, dental prosthetics

In-Clinic Lab

- Offer your patients a same day service with ultra-accurate prosthetics—produced with an easy-to-operate machine and simplified workflow
- Open architecture allows seamless integration with existing scanning devices
- Designed to combine with the DGSHAPE d-CLINIC solution



Incredibly Accurate, High Aesthetic Restorations

Designed for wet milling glass ceramic and composite resin pin-type materials, to produce high-quality crowns, copings, 3-unit bridges, inlays, onlays and more.

Specially Designed Spindle

▼ **50% LESS**
Air Pressure Needed

Optimum performance with less air pressure and volume



Designed and built by DGSHAPE—using over 35-years of cutting-edge engineering excellence



A robust, all metal spindle offers solid performance and maximum efficiency



Doesn't require a high-volume compressor—perfect for in-clinic labs

Enhanced User Experience



New Ethernet LAN Connectivity

Access your device and manage your milling, anywhere in the lab or office.



Upgraded V-Panel

Complex controls are replaced with an easy interface to monitor milling jobs and tool life.



CAM Software Included

Easy-to-use, open-architecture CAM software accepts all STL files and supports the milling of relevant materials.





Wet Dental Mill **DWX-42W**

Uninterrupted wet milling of up to three different glass ceramic and composite resin pin-types with ultimate precision and accuracy.

| Specifications | | |
|----------------------------------|---|--------------------------|
| Millable material | Glass ceramics, composite resin | |
| Loadable workpiece shape | Width | Maximum 40 mm (1.57 in) |
| | Depth | Maximum 20 mm (0.79 in) |
| | Height | Maximum 20 mm (0.79 in) |
| Operating speed | 6 to 1,800 mm/min. (0.24 to 70.9 in./min.) | |
| Spindle speed | 15,000 to 60,000 rpm | |
| Rotary axis travel angle | A: $\pm 360^\circ$ | |
| Number of burs housed | 6 | |
| Attachable bur | Shank diameter: 3 mm, dedicated milling bur | |
| Compatible compressed air | Pressure | 0.18 to 0.22 MPA |
| | Air Capacity | 114L/min (30gal) or more |
| | Tank Capacity | 33L (8.7gal) or more |
| Interface | USB, Ethernet (10 BASE-T/100 BASE-TX automatic switching) | |
| Control command set | RML-1, NC code | |
| Power requirements | AC 100 to 240 V $\pm 10\%$, 50/60 Hz (overvoltage category II, IEC 60664-1), 2.1 A | |
| Power consumption | Approximately 190 W | |
| Operating noise | During operation : 70 dB(A) or less (when not cutting), During standby: 48 dB(A) or less | |
| External dimensions | Width x Depth x Height: 482 x 560 x 600 mm (19.0 x 22.0 x 23.6 in.) | |
| Weight | 61 kg (135 lbs.) | |
| Installation environment | Indoor use, Altitude: Up to 6,562 ft. (2,000m), Temperature: 41 to 82 °F (5 to 28°C), Humidity: 35 to 80%RH (no condensation), Ambient pollution degree: 2 (as specified by IEC 60664-1), Short-term temporary overvoltage: 1,440 V, Long-term temporary overvoltage: 490 V | |
| Included items | Power cord, USB cable, Dedicated milling burs, Automatic correction jig, Measuring cup, Hexagonal screwdriver, Hexagonal wrench, etc. | |

DGSHAPE by Roland

Roland has been at the forefront of advanced machine manufacturing for over 35 years, providing practical and reliable technology with unmatched service and support. DGSHAPE by Roland further delivers on this reliability promise but also improves user experience, making it incredibly easy for labs to produce high quality, cost effective dental prosthetics while improving workflow efficiencies.

Peace of Mind, Reliability and Support

The DWX-42W offers unmatched reliability and post-sales support that includes Roland Care Premium with a one-year warranty. We also provide online video, educational support and certified service engineers to keep your machine running smoothly.



Find out more about wet dental milling at www.rolanddg-ae.com

Get social with us.



FOR MORE INFORMATION OR TO FIND A DEALER NEAR YOU, CALL +971 4 4405 400 OR VISIT WWW.ROLANDDG-AE.COM | EMIRATES COMPUTERS CO. L.L.C. | P.O. BOX 60983 | TAMEEM HOUSE | 10TH FLOOR | BARSHA HEIGHTS | DUBAI | UNITED ARAB EMIRATES | FAX: +971 4 4472 372

